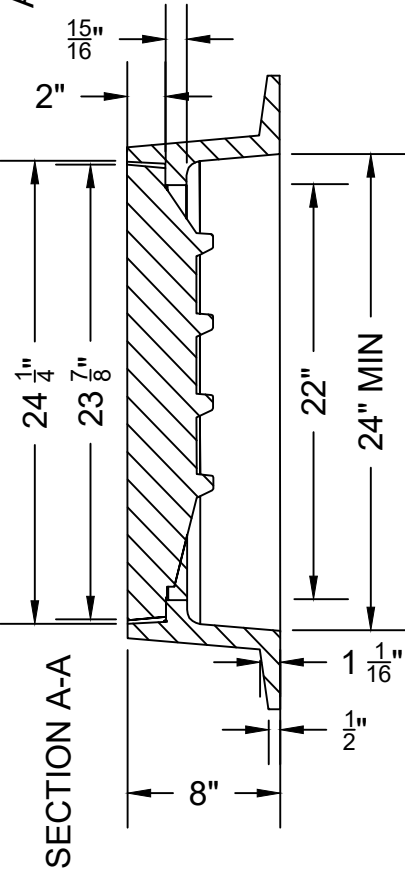
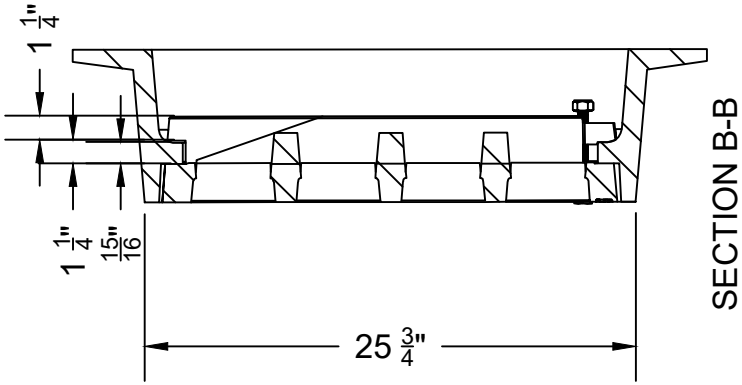
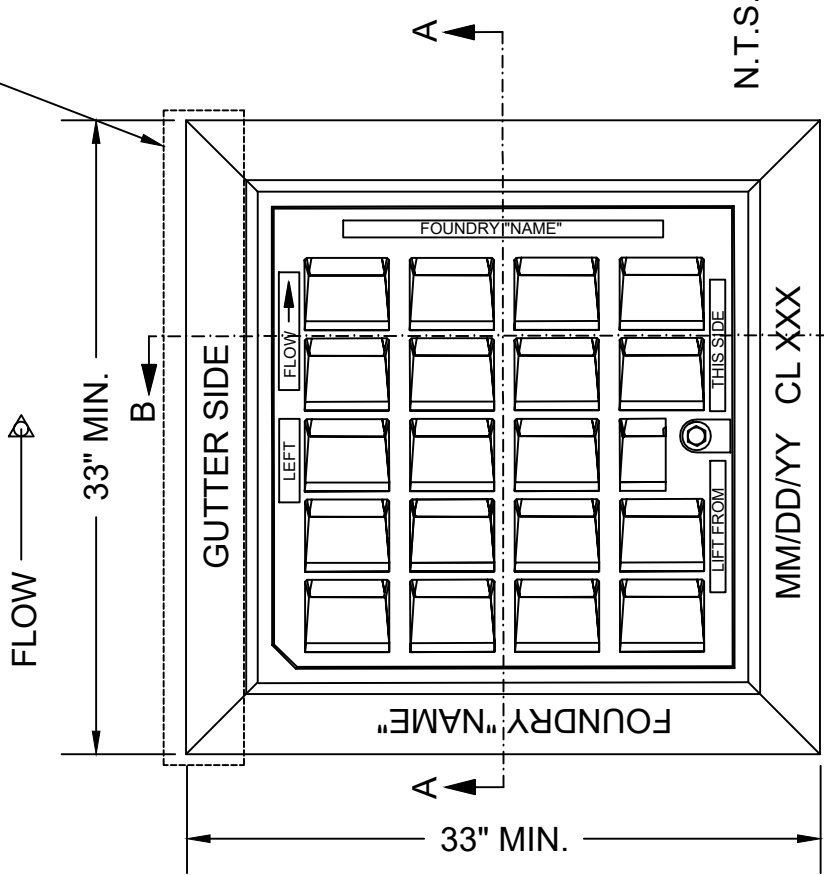
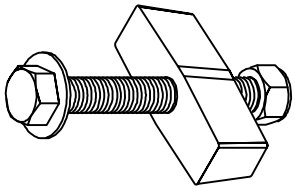


FRAME MAY BE INSTALLED
WITH THIS FLANGE REMOVED
FOR CURB INLET . FOUR
FLANGE IS SHOWN . -SEE
DWG E 201.6.0 FOR MORE
INFORMATION.



AASHTO HS 20 PROOF LOAD



LOCK TUMBLER ASSEMBLY
(1) REQUIRED-CONSISTS OF:

- 5/8" X 5" ST. STL. BOLT
- 5/8" ST. STL. FLAT WASHER
- CAST IRON TUMBLER
- ST. STL. CAPTURE NUT
- STAINLESS STEEL GRADE 304

CLASSIFICATION:
CAST IRON - SEE STANDARD SPECIFICATIONS
WITH NO BLACK ASPHALT COATING ALLOWED

Tumbler should be set at 1 1/4" below machined grate seat for installation.

NOTE: SEAT SURFACES ON BOTH FRAME
AND GRATE ARE MACHINED
AND GRATE MUST NOT ROCK IN FRAME
WHEN ASSEMBLED.

NOTE: IDENTIFYING INFORMATION SHOWN
ON FRAMES & GRATES TO
BE CAST WITH FRAME AND GRATE

Once grate is set in frame, torque bolt 1/4 turn past snug.

- WEIGHTS:
- 3-FLANGE FRAME 240 LBS MIN.
 - 4-FLANGE FRAME 270 LBS MIN.
 - B-1 GRATE 265 LBS MIN.

CASTING TOLERANCES:
SHALL CONFORM TO AASHTO
M306